


Wall
AP 25

Dimensions
Ø27 DPT 7 cm

Diffuser
natural steel/
acciaio naturale

Structure
chromed metal/
metallo cromato

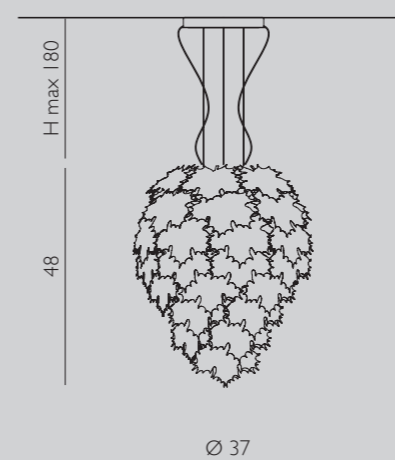


The wall sconce of the MAPLE collection is a flower of light creating an indirect light effect on the surrounding wall.

L'applique della collezione MAPLE è un fiore che crea un effetto di luce sulla parete circostante.

MAPLE

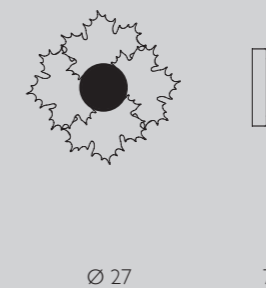
collection



SUSPENSION 35

F CE IP 20

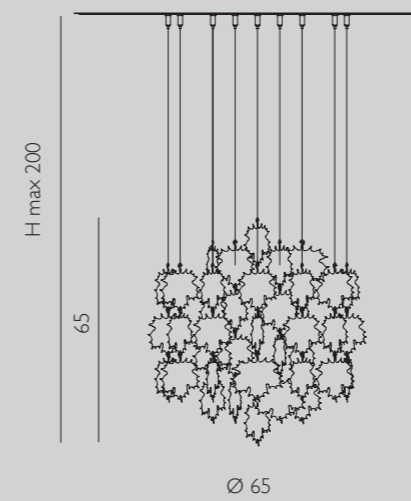
Lamp / 14.8W LED 3000°K



APPLIQUE 25

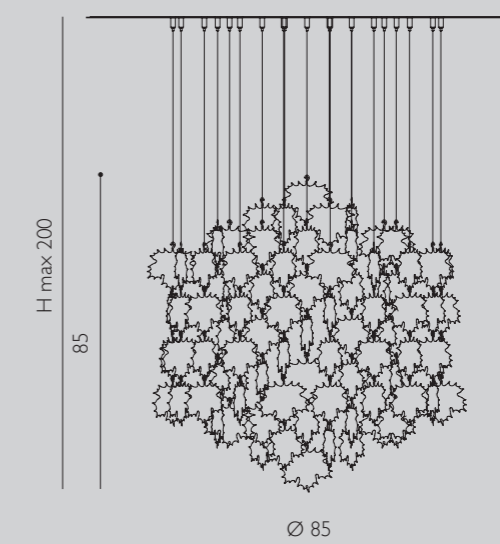
F CE IP 20

Lamp / 10W LED 220-240V
3000°K



SUSPENSION 65 BASIC

F CE IP 20



SUSPENSION 85 BASIC

F CE IP 20

LEAVES/FOGLIE



MATERIAL

metal structure &
crystal pendants

struttura in metallo e
pendenti in cristallo